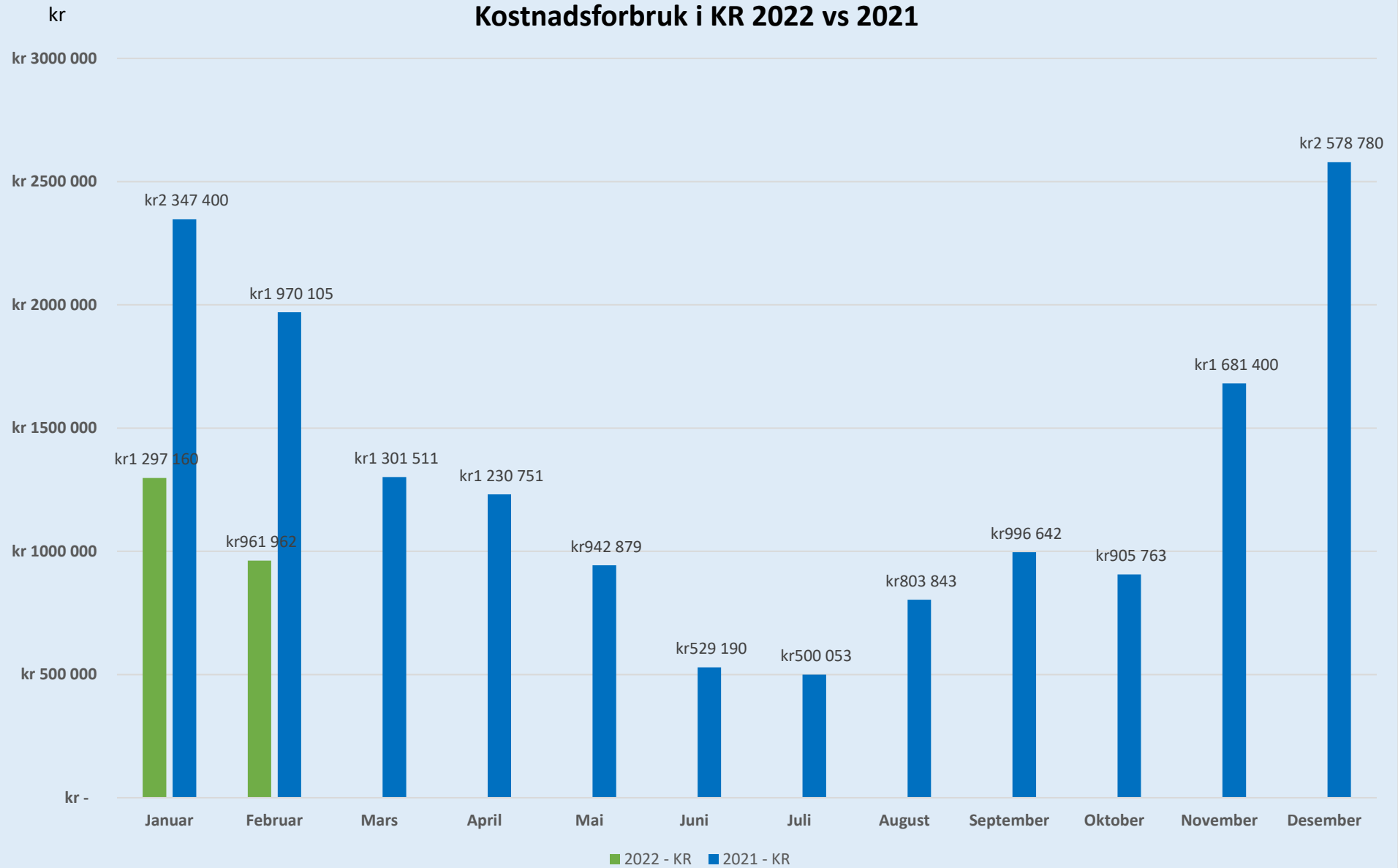
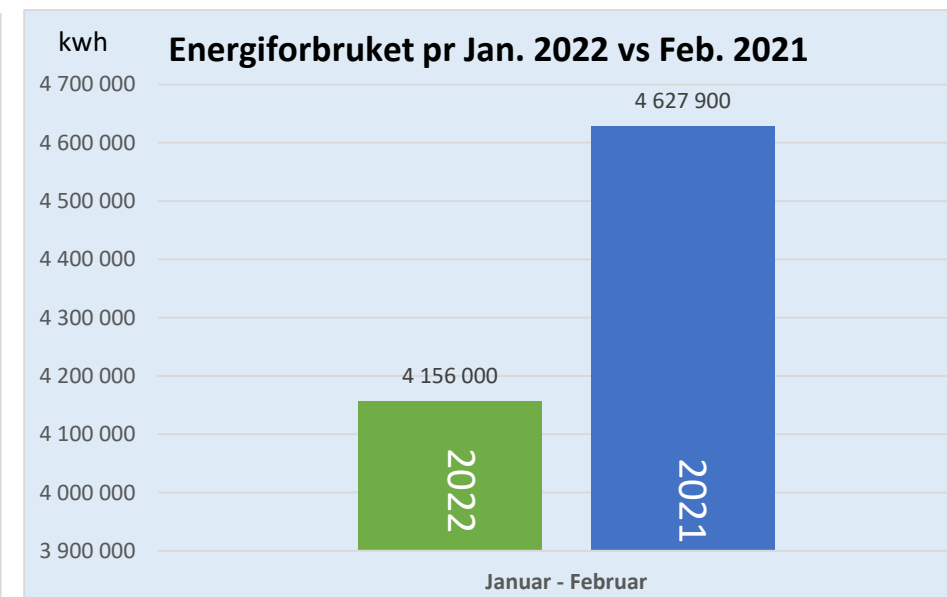
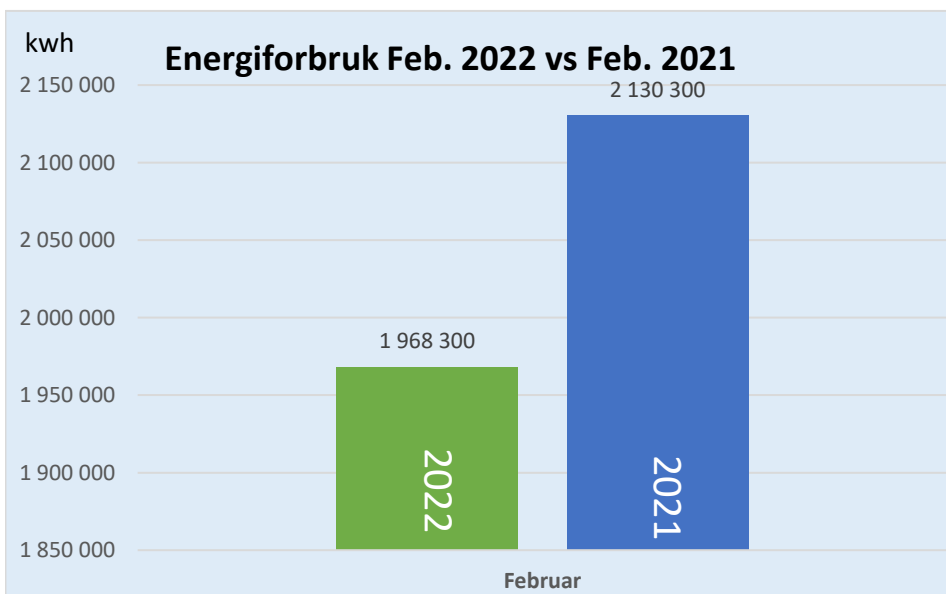
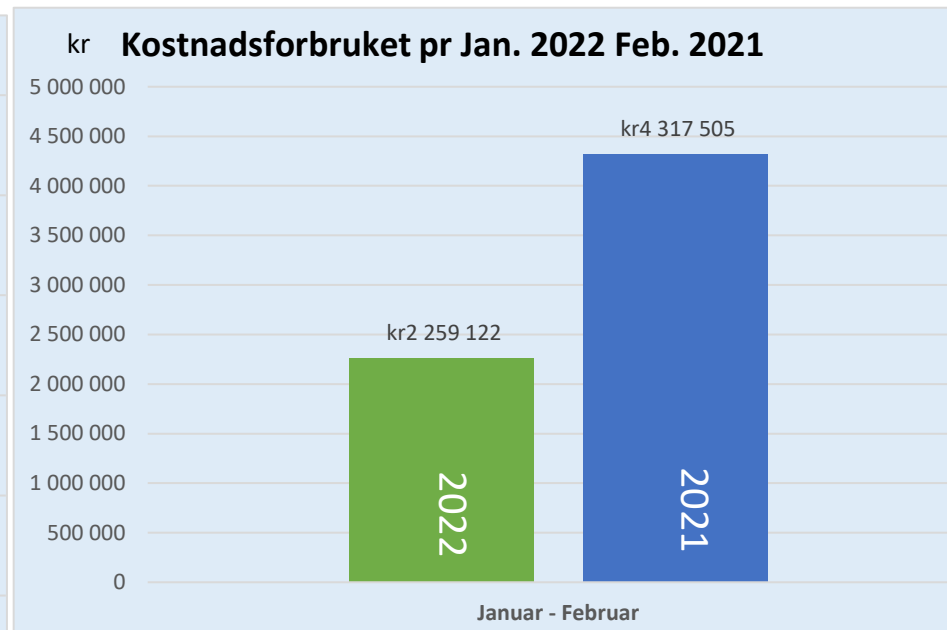
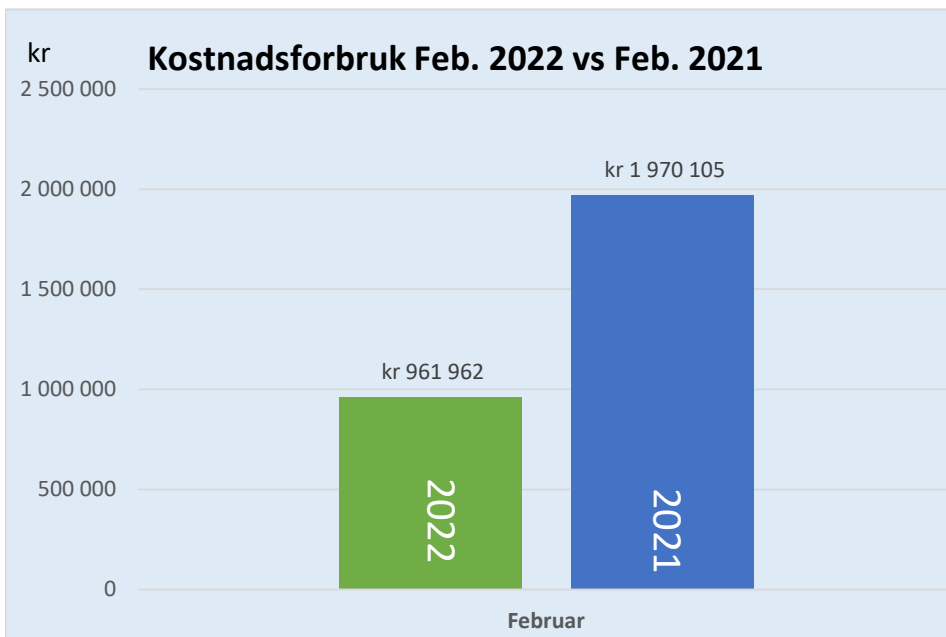
 <b>RISVOLLAN</b> BORETTSLAG	<b>RISVOLLAN BORETTSLAG</b>					
	<b>Energiforbruk</b>		<b>Kostnadsforbuk</b>		<b>Kwh Pris (inkl. Mva)</b>	
<b>Måned</b>	<b>2022 - Kwh</b>	<b>2021 - Kwh</b>	<b>2022 - KR</b>	<b>2021 - KR</b>	<b>2022 - kwh pris</b>	<b>2021 - kwh pris</b>
Januar	2 187 700	2 497 600	kr 1 297 160	kr 2 347 400	71,25	105,54
Februar	1 968 300	2 130 300	kr 961 962	kr 1 970 105	60,85	103,78
Mars		1 898 700		kr 1 301 511		80,43
April		1 721 300		kr 1 230 751		83,38
Mai		1 137 300		kr 942 879		94,78
Juni		650 100		kr 529 190		93,28
Juli		524 000		kr 500 053		107,30
August		726 400		kr 803 843		122,54
September		962 300		kr 996 642		115,45
Oktober		1 350 700		kr 905 763		78,94
November		1 888 300		kr 1 681 400		100,20
Desember		2 298 200		kr 2 578 780		124,01
<b>SUM:</b>	<b>4 156 000</b>	<b>17 785 200</b>	<b>kr 2 259 122</b>	<b>kr 15 788 315</b>	<b>66,05</b>	<b>100,80</b>

**Kommentar:** Kostnadsforbuket er inkl. Mva og rabatter  
 Kwh pris er inkl. Mva  
 Energiforbruk gjelder for hele fjernvarmeanlegget

## Kostnadsforbruk i KR 2022 vs 2021







# Energiforbruk - KWH 2022 vs 2021

kwh

3 000 000

2 500 000

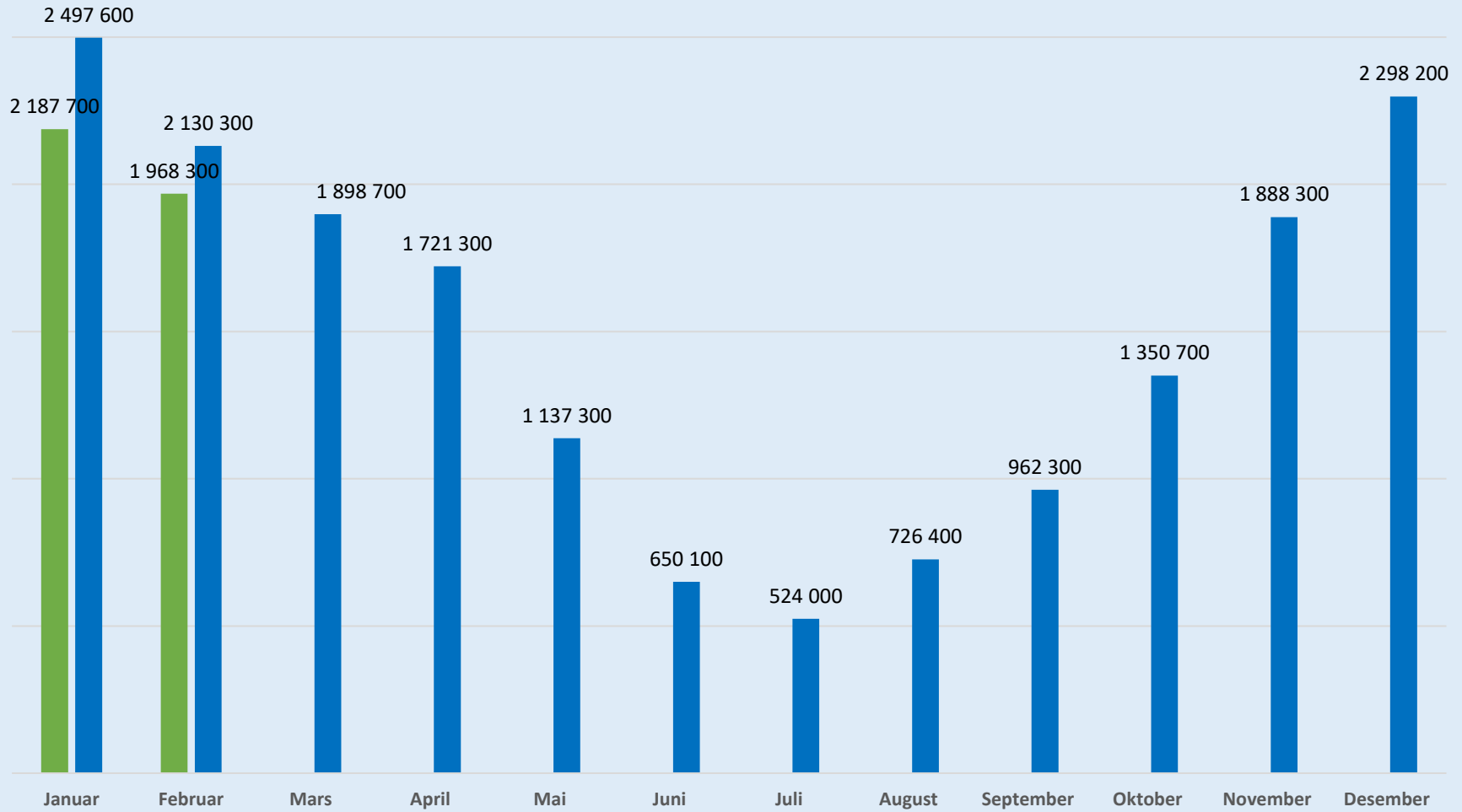
2 000 000

1 500 000

1 000 000

500 000

0



■ 2022 - Kwh ■ 2021 - Kwh

## Kwh Pris (m/mva) 2022 vs 2021

